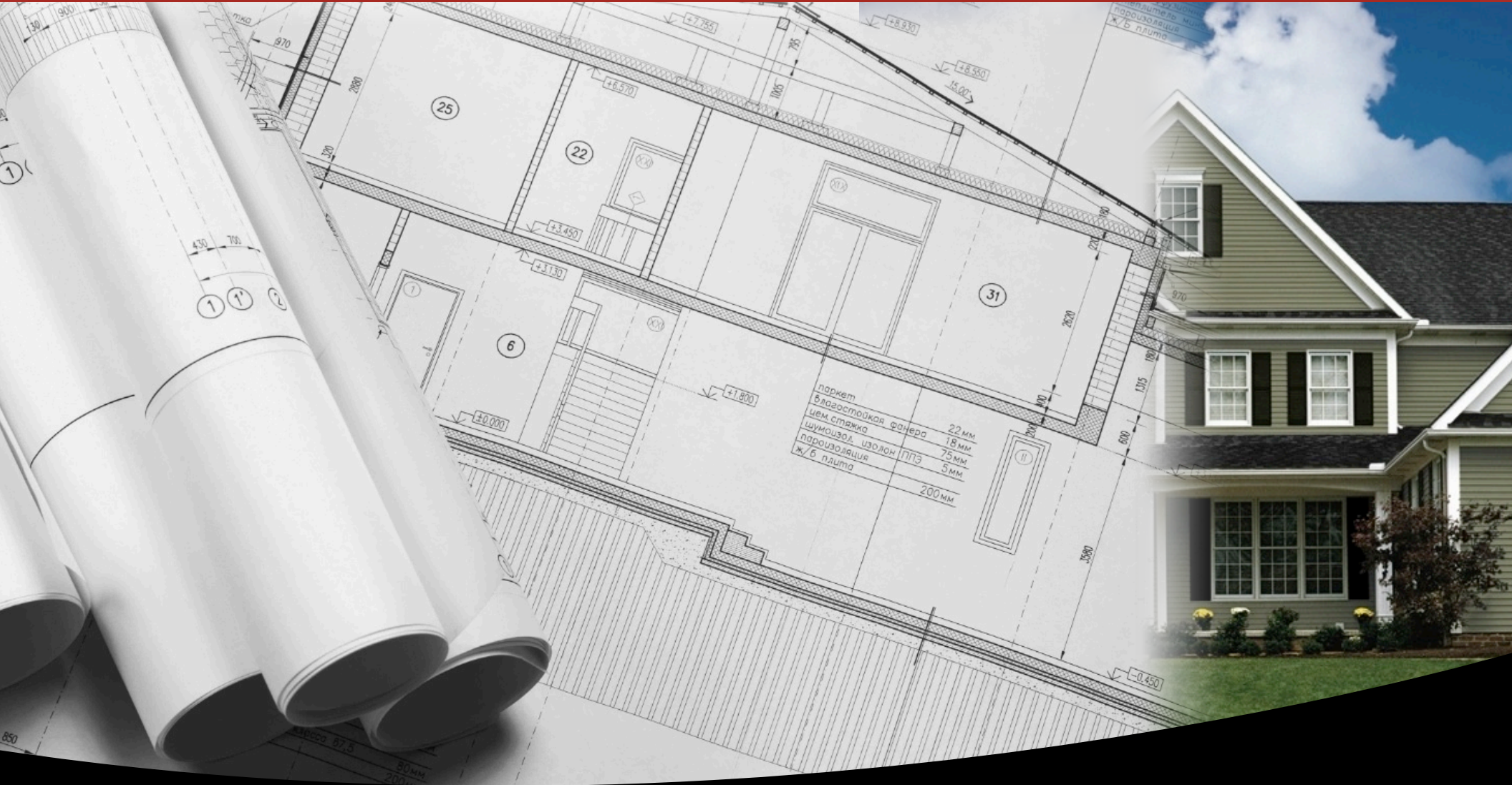


Planning Guide

Vinyl Siding

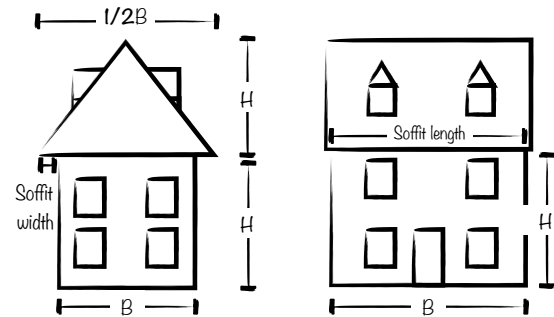


Kaycan Products & Usage

Kaycan vinyl siding is easy to work with! You can install it yourself with just a few basic tools. Kaycan vinyl siding is manufactured with the color going all the way through the panel, so there is no need to worry about scratches showing.

Measuring & Ordering

Your building material retailer or home center will be able to easily compute your exact needs. Follow these 9 simple steps, and record your measurements on the next page.



Step 1: Sketch your home.

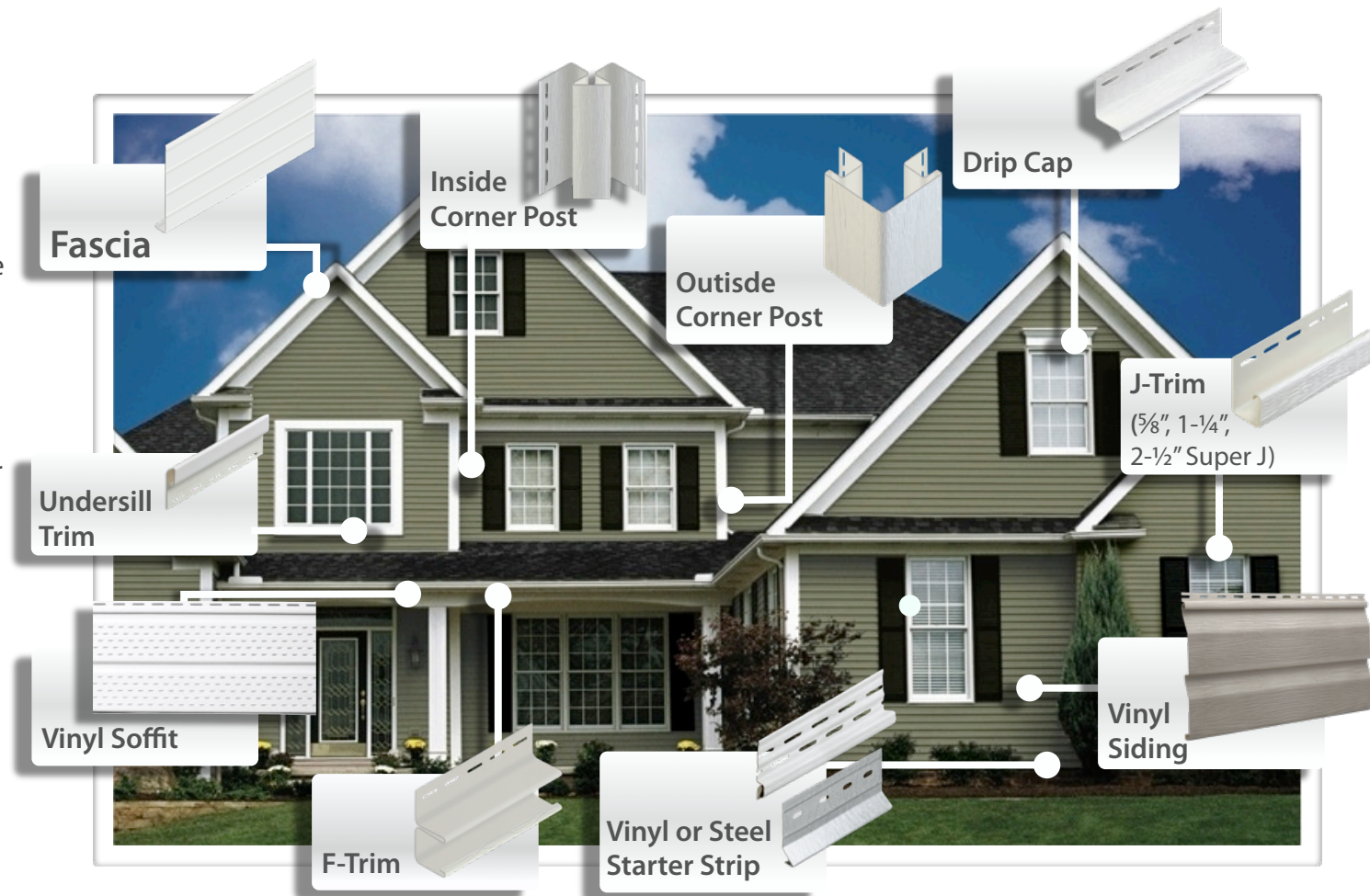
Sketch your home from all four sides. Multiply the height at the corner by the width of each wall to calculate the surface area of that wall.

Step 2: Odds & ends.

Measure gables, dormers and other areas not included in the wall measurements. For triangular areas, measure straight up from the base to the top and multiply that by $\frac{1}{2}$ the base length and add the gable and dormer areas together.

Step 3: Windows, doors, etc...

Measure windows, doors and other areas not to be covered with siding. Multiply the width by the height of each area and add their totals together.



Step 4: Add it up.

Total the areas from **steps 1 and 2**, then subtract the area calculated in **step 3** from the total. Always add 10% for waste.

$$\text{Siding required} = [\text{Step 1} + \text{Step 2} - \text{Step 3}] + 10\%$$

Step 5: A square of siding...

One square of siding covers 100 square feet of wall area. To determine the amount of siding needed, divide the total from **step 4** by 100.

Step 6: Eaves.

Measure under eaves and multiply the length by the width of each overhang and add them together.

Step 7: Soffits.

Determine the number of squares of soffit by dividing the total area of **step 6** by 100.

Step 8: Accessories.

Determine the number of linear feet of accessory items needed. Review this folder and measure your home.

Step 9: Finalize

Use the space on the following pages to sketch your home and mark down your measurements. That's it! Your dealer will be happy to show you the advantages of **Kaycan vinyl siding!**

My home sketch

