

# duraflo<sup>®</sup> PRO Slant Back



## The Intake & Exhaust multi task vent

With the WeatherPRO<sup>®</sup> Series PRO SlantBack you no longer need to worry about extreme weather. The unique baffle system within the WeatherPRO<sup>®</sup> Series wards off wind driven snow and rain.

- CSA Approved
- Patented Baffle System and Moisture Control System
- Eliminates bird nesting
- Cold impact resistant to -40°
- UV resistant polypropylene
- Can be used as an intake vent, when soffit ventilation is not an option
- Suitable for roof pitches from 3/12 to 14/12
- US Patent 9,243,813
- US Patent 9,557,074 B2

50 Sq. in. of net free area



CATEGORY 2  
HURRICANE RATED

Moisture Control System directs and deflects precipitation away from vent openings (ribs under lid, textured flange, ribbed baffle walls, lateral flange deflectors)

Warm moist air exits in a chimney like fashion eliminating shingle stains

Offset Vent Throat Position

Unique baffle system wards off wind driven snow and rain

Drainage openings allow for water to escape

[www.duraflo.com](http://www.duraflo.com)

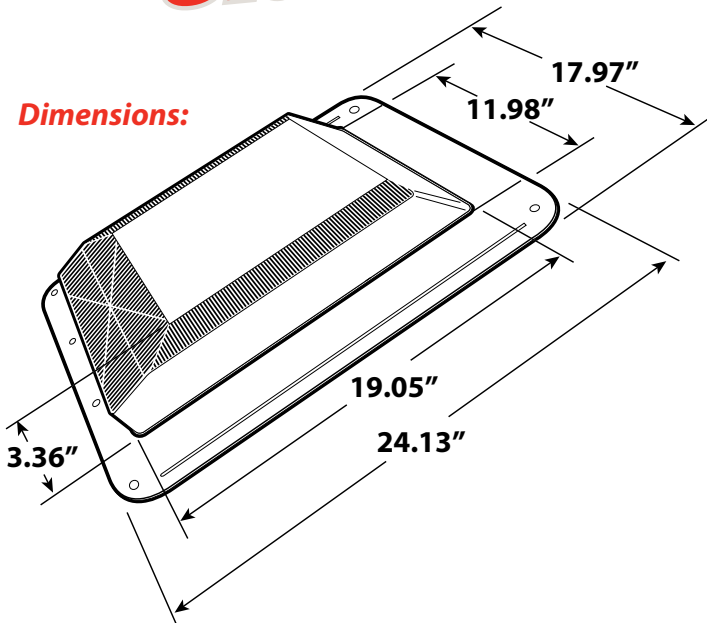
1-800-461-5300

canplas<sup>®</sup>

Model: 60PRO50SL

# duraflo<sup>®</sup> PRO SlantBack

**Dimensions:**



**Description:**

- Unique, patented, weather infiltration protection internal baffle system
- Net free venting area of 50 sq-in / 322 sq-cm
- Five PRO SlantBack's will ventilate 1000 sq ft of attic space (approx)
- Roof pitch range 2/12 – 14/12
- Injection molded from pure, high grade polypropylene with premium UV inhibitors
- Top venting design uses chimney effect to channel moist air away from roof eliminating shingle staining
- Vent cap design with built in weeping holes eliminates bird nesting and water pooling

**Standards:**

- CSA Approved
- Category 2 Hurricane Rated



**Durability:**

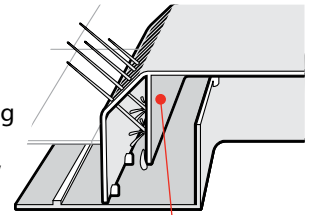
Engineered to resist denting, peeling, extreme heat and cold, impact resistant to -40°.

**Colours:**

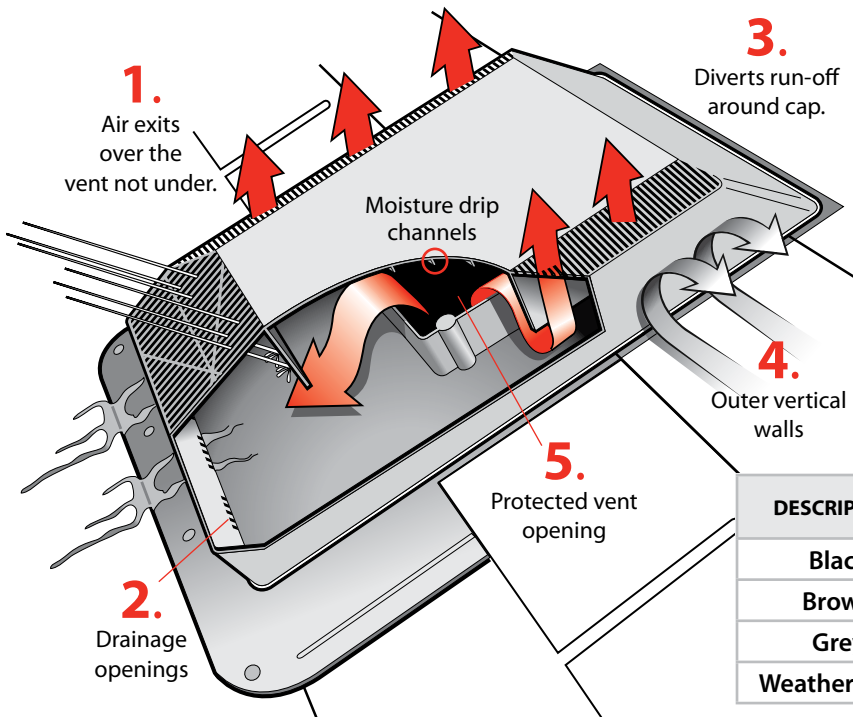
Black, Brown, Weatherwood, Grey

**Weather Protection :**

WeatherPRO's patented internal baffles deflect water and snow, allowing it to drain harmlessly out the drainage openings. Designed to allow high airflow while providing excellent defense against weather infiltration.



Interior baffle shield



1. Unique baffle system wards off driving snow and blistering rain while allowing warm moist air to exit in a chimney like fashion eliminating shingle stains.
2. Drainage openings allow for water to escape.
3. Design diverts water around vent cap.
4. The flat exterior wall acts as the first line of weather defense by deflecting driving wind over the cap and not under it like many traditional vents do.
5. The throat opening is positioned deep into the vent behind the weather protecting baffles. Also under the cap are moisture drip channels that collect fine water mist and direct it away from the opening.

DESCRIPTION	PART #	SIZE	CTN. QTY.
Black	60PRO50SLBL	17.97" x 24.13" x 3.36"	8
Brown	60PRO50SLBR	17.97" x 24.13" x 3.36"	8
Grey	60PRO50SLG	17.97" x 24.13" x 3.36"	8
Weatherwood	60PRO50SLWW	17.97" x 24.13" x 3.36"	8

**Canplas Industries Ltd.**  
500 Veterans Dr., P.O. Box 1800  
Barrie, Ontario  
Canada L4M 4V3  
Tel: (705) 726-3361  
Fax: (705) 726-2186  
Toll Free: 1-800-461-5300



E-mail: [duraflo@canplas.com](mailto:duraflo@canplas.com)  
[www.duraflo.com](http://www.duraflo.com)

